






## How to Seal XT Closure Bags

Visit our Website to Watch Instructional Video: [www.connoverpackaging.com/XT-Bag-Instructions](http://www.connoverpackaging.com/XT-Bag-Instructions)

<p><b>Step 1</b> Place bag on flat surface</p> 	<p><b>Step 2</b> Fold green tape back to expose yellow liner</p> 	<p><b>Step 3</b> Peel yellow liner tab from adhesive strip</p> 
<p><b>Step 4</b> Completely remove liner</p> 	<p><b>Step 5</b> Push air out and fold tape up to seal</p> 	<p><b>Step 6</b> Ensure tape is sealed across top</p> 